



Shape Smarter Strategies with NAVEX One GRC Insights

Whether you want to prove compliance, dig deeper into your data, unlock critical insights, build trust with key stakeholders, or manage your day-to-day activities, NAVEX One's GRC Insights can help.

Your team's ability to pivot and progress hinges on using clear and strategic GRC data. The NAVEX One platform offers GRC Insights driven by Microsoft Power BI, gathering all your risk and compliance data across the organization. Using a familiar tool, your data is turned into board-ready, standard, or custom reports – simplifying the process of achieving your compliance goals.

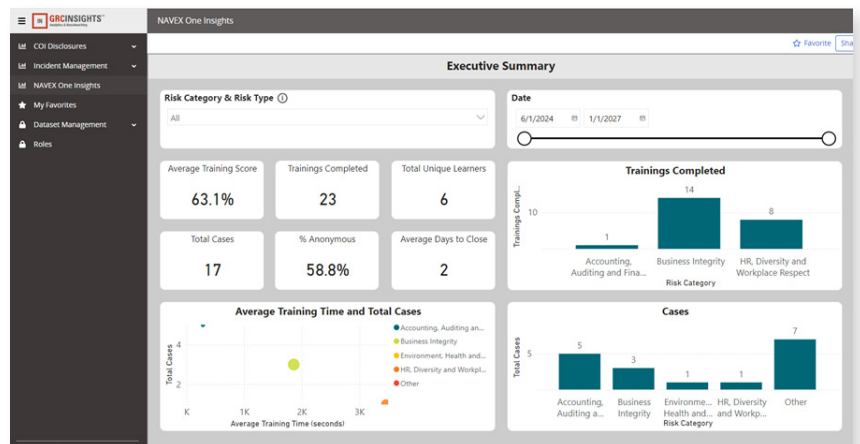
With NAVEX One GRC Insights, you will:

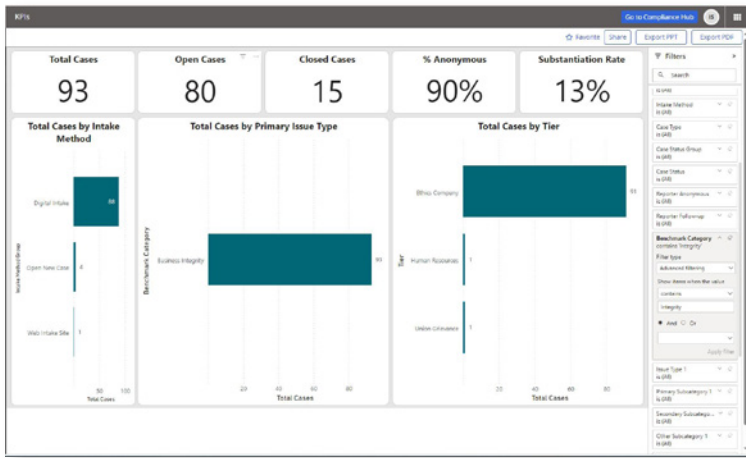
- Drive action to high-risk areas, noncompliance and vendor status changes
- Accelerate discovery and allow anyone, from an experienced data analyst to a non-technical business user, to create compelling reports
- Build visualizations directly in the report, keeping everyone informed and providing the context they need to take action

Tame data chaos with powerful risk and compliance reports

Whistleblowing cases and compliance training completions are displayed in one NAVEX One Insights report, allowing you to compare course effectiveness and submitted cases.

- Offers a high-level overview with insights into risk exposure
- Uses the same risk categories and risk types as the NAVEX Benchmark report to allow you to more easily benchmark your program
- Shows all cases within your organization while safeguarding the privacy details of each case



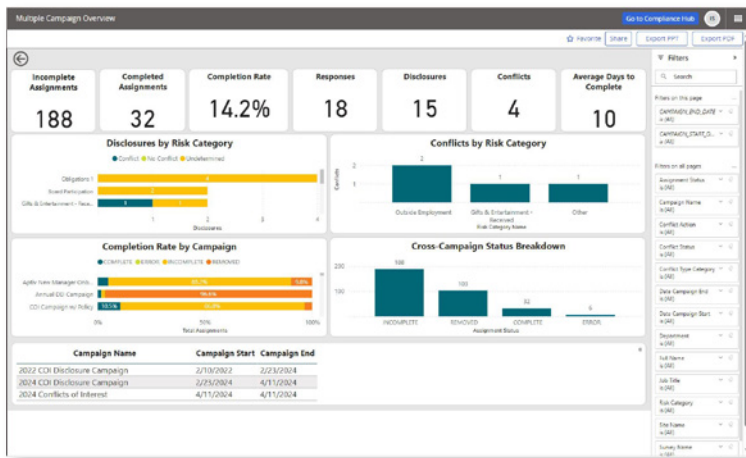
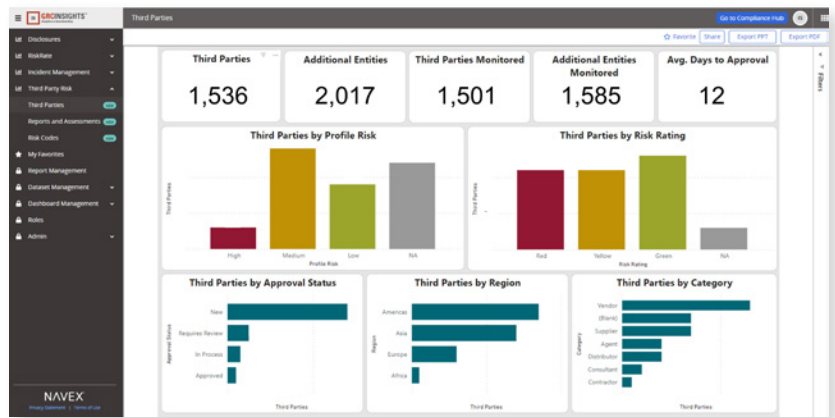


Elevate your whistleblowing metrics and reporting data into dynamic, easy-to-understand reports.

- Find and display crucial whistleblowing metrics, like open and closed cases, in just a few clicks
- See your data in custom GRC reports that speak clearly to your team and stakeholders
- Spot trends and improve program efficiency by holistically analyzing your investigation data

Shed light on the complex web of third-party risks with reports that connect and analyze isolated data sources.

- Compile and analyze all your third-party risk data for insights, lowering your overall risk
- Sort and present third-party risk details, like location and approval status, in clear visual formats
- Stay prepared with instant alerts if priority risks are identified



Make disclosures easier to collect and resolve by visualizing patterns across your organization.

- Spot and act on trends in conflicts of interest before they escalate
- Share and dissect COI data by risk area with your team to inform discussions
- Stay aware of how quickly you're solving conflicts, measuring what improves efficiency